

Bee County, Texas

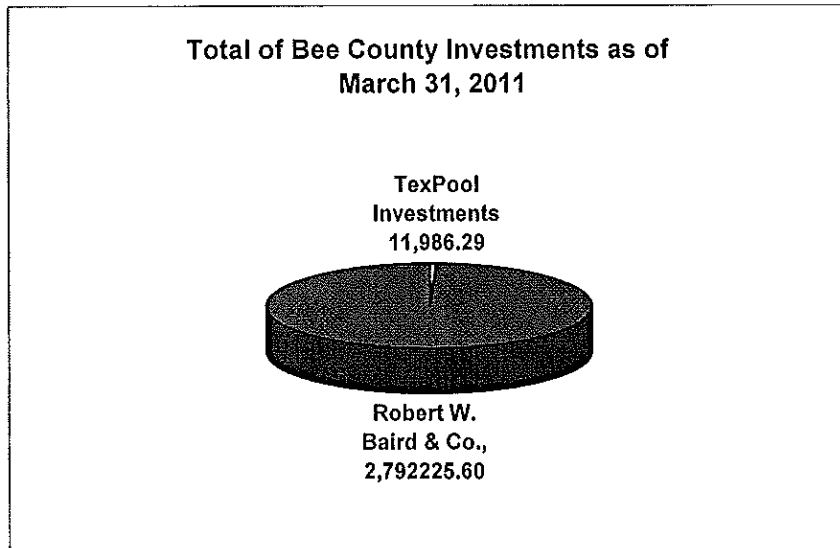

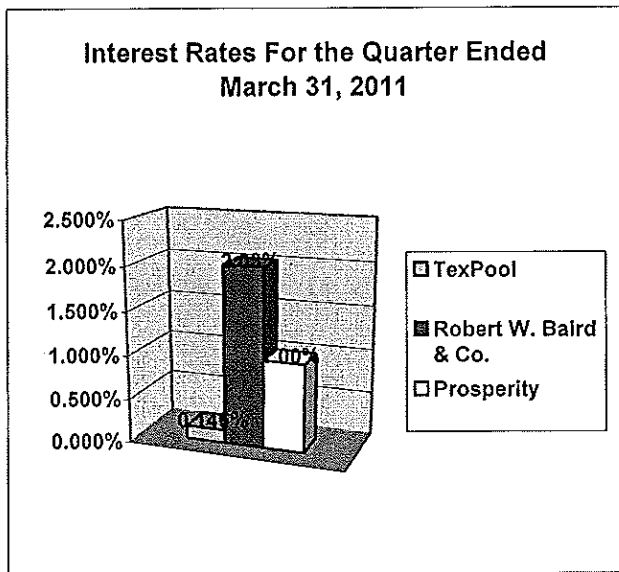
SCHEDULE OF INVESTMENT ACTIVITY

For The Quarter Ending March 31, 2011

Prepared By
County Auditor's Office

Bee County, Texas
Schedule of Investment Activity Combined
For the Quarter Ended March 31, 2011

Investments	Balance 12/31/2010	Deposits	Withdrawals	Interest	Balance 3/31/2011
TexPool Investments	11,981.91	4.38	0.00	4.38	11,986.29
Robert W. Baird & Co.	2,778,285.05	15,329.69	1,389.14	15,329.69	2,792,225.60
TOTALS	2,790,266.96	15,334.07	1,389.14	15,334.07	2,804,211.89



Blandina V. Costley
 Blandina V. Costley, Bee County Investment Officer

Bee County, Texas
Schedule of Investment Activity Combined
For the Quarter Ended March 31, 2011

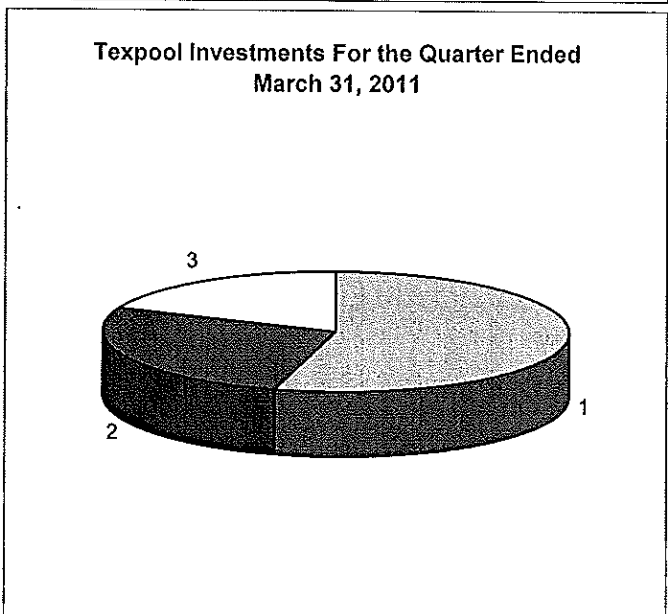
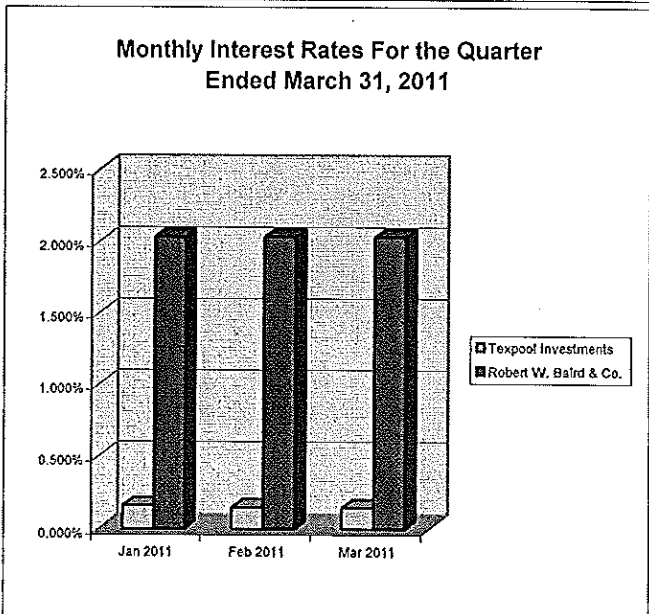
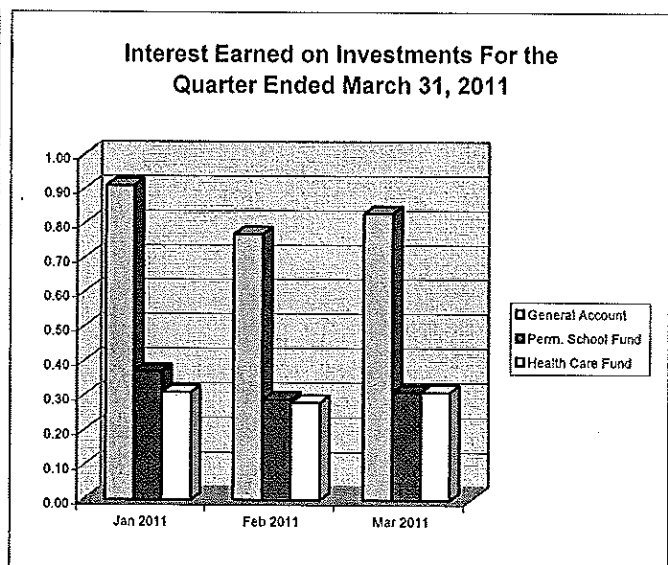
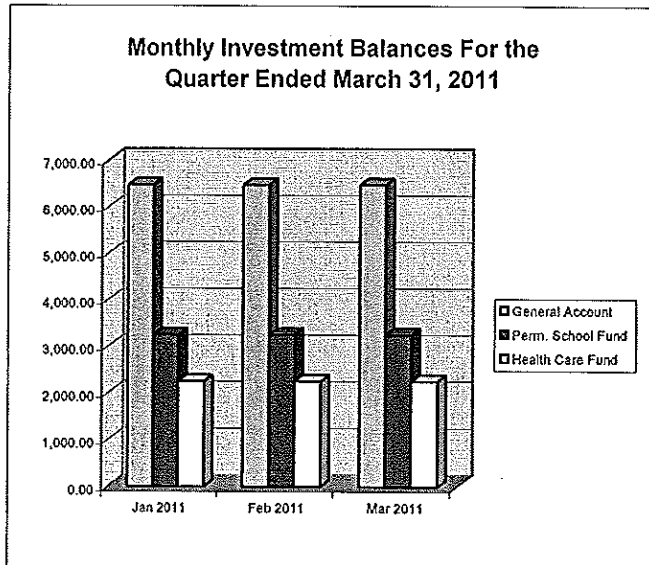
MONTHLY BALANCES	<u>March 2011</u>
TexPool Investments	11,986.29
Robert W. Baird & Co.	2,792,225.60
 Total Monthly Balance	 <u><u>2,804,211.89</u></u>

INTEREST EARNED	<u>March 2011</u>
TexPool Investments	4.38
Robert W. Baird & Co.	15,329.69
Robert W. Baird & Co. Prof. Services	-1,389.14
 Total Monthly Balance	 <u><u>13,944.93</u></u>

INTEREST RATES	<u>March 2011</u>
TexPool Investments	0.146%
Robert W. Baird & Co.	2.03%
Prosperity	1.00%

Bee County, Texas
Schedule of Investment Activity Texpool
For the Quarter Ended March 31, 2011

Texpool Investments	Balance 12/31/2010	Deposits	Withdrawals	Interest	Balance 3/31/2011
1. General Account	6,478.60	2.51	0.00	2.51	6,481.11
2. #80 Perm. School Fund	3,251.55	0.97	0.00	0.97	3,252.52
3. #23 & 83 Health Care I & II	2,251.76	0.90	0.00	0.90	2,252.66
TOTALS	11,981.91	4.38	0.00	4.38	11,986.29



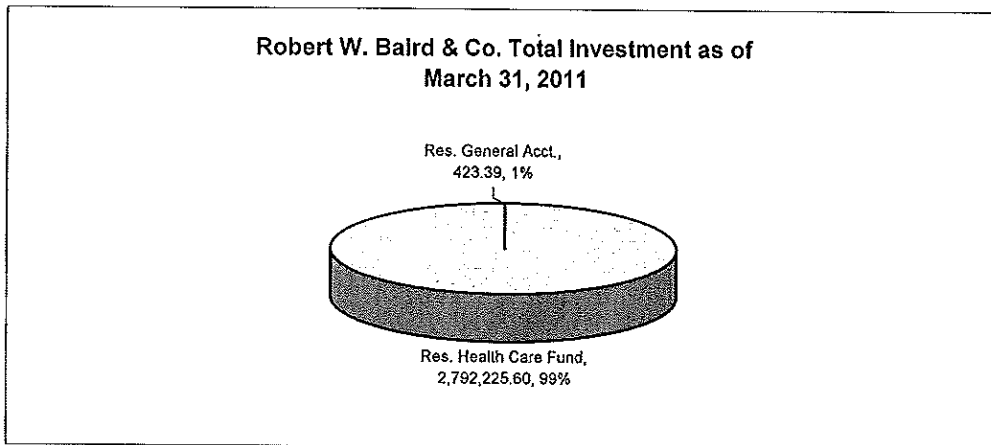
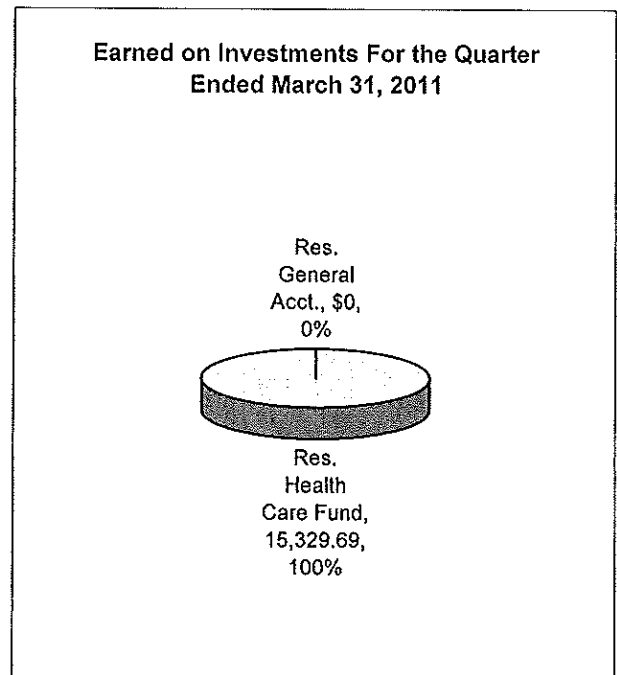
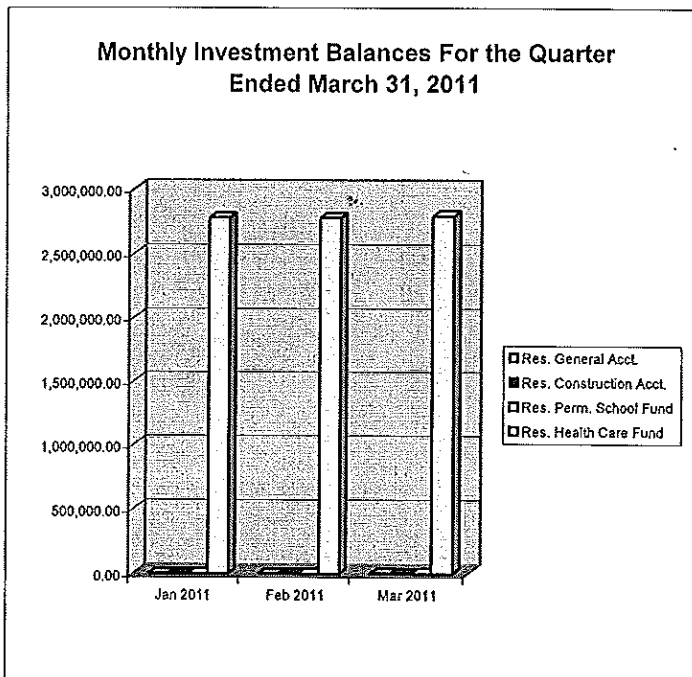
Blandina Costley
 Blandina V. Costley, Bee County Investment Officer

Bee County, Texas
Schedule of Investment Activity Texpool
For the Quarter Ended March 31, 2011

MONTHLY BALANCES	January 2011	February 2011	March 2011
General Account	6,479.51	6,480.28	6,481.11
#80 Permanent School Fund	3,251.92	3,252.21	3,252.52
#23 & #83 Health Care Fund I & II	2,252.07	2,252.35	2,252.66
Total Monthly Balance	11,983.50	11,984.84	11,986.29
INTEREST EARNED	January 2011	February 2011	March 2011
General Account	0.91	0.77	0.83
#80 Permanent School Fund	0.37	0.29	0.31
#23 & #83 Health Care Fund I & II	0.31	0.28	0.31
Total Monthly Balance	1.59	1.34	1.45
INTEREST RATES	January 2011	February 2011	March 2011
TexPool Investments	0.159%	0.147%	0.146%
Robert W. Baird & Co.	2.03%	2.03%	2.03%
GENERAL ACCT INVESTMENTS	January 2011	February 2011	March 2011
General Fund #12	1,169.98	1,170.12	1,170.28
Co. Clerk Records Mgmt Fund #14	128.41	128.43	128.45
Courthouse Security Fund #17	31.97	31.97	31.97
Road & Bridge Fund #20	3,105.52	3,105.88	3,106.28
Special Road Tax Fund #21	22.88	22.88	22.88
Fuel Farm Fund #22	24.40	24.40	24.40
BCRMC Unrestricted Fund #24	0.00	0.00	0.00
Farm to Market Fund #25	20.17	20.17	20.17
Co. Records Management Fund #26	500.09	500.15	500.21
Abandoned Vehicle Fund #30	8.33	8.33	8.33
Law Library Fund #47	222.70	222.73	222.76
Refunding I & S Fund #60	60.19	60.20	60.21
Hillside Drive Improvements Fund #70	0.00	0.00	0.00
Courthouse Renovations Fund #71	226.91	226.94	226.97
Jail Capital Improvements Fund #72	43.99	44.00	44.01
Right of Way Fund #73	258.45	258.48	258.51
Technology Fund #82	98.39	98.40	98.41
Group Health Ins Fund #95	557.13	557.20	557.27
TOTAL GENERAL ACCOUNT INV.	6,479.51	6,480.28	6,481.11

Bee County, Texas
Schedule of Investment Activity Robert W. Baird & Co.
For the Quarter Ended March 31, 2011

Robert W. Baird & Co. Investments	Balance 12/31/2010	Deposits	Withdrawals	Interest	Balance 3/31/2011
Reserve General Account	423.39	0.00	0.00	0.00	423.39
Reserve Construction Account	0.00	0.00	0.00	0.00	0.00
Reserve Permanent School Fund	0.00	0.00	0.00	0.00	0.00
Reserve Health Care Fund	2,778,285.05	15,329.69	1,389.14	15,329.69	2,792,225.60
TOTALS	2,778,708.44	15,329.69	1,389.14	15,329.69	2,792,648.99



Blandina Costley
 Blandina V. Costley, Bee County Investment Officer

Bee County, Texas
Schedule of Investment Activity Robert W. Baird & Co.
For the Quarter Ended March 31, 2011

MONTHLY BALANCES	January 2011	February 2011	March 2011
Reserve General Account	423.39	423.39	423.39
Reserve Construction Account	0.00	0.00	0.00
Reserve Permanent School Fund	0.00	0.00	0.00
Reserve Health Care Fund	2,778,285.05	2,778,285.05	2,792,225.60
Total Monthly Balance	2,778,708.44	2,778,708.44	2,792,648.99
INTEREST EARNED			March 2011
Reserve General Account			0.00
Reserve Construction Account			0.00
Reserve Permanent School Fund			0.00
Reserve Health Care Fund			15,329.69
General Account Prof Services Fee			0.00
Health Care fund Prof Services Fee			-1,389.14
Total Monthly Balance			13,940.55
INTEREST RATES			March 2011
Robert W. Baird & Co.			2.03%
GENERAL ACCT INVESTMENTS	January 2011	February 2011	March 2011
General Fund #12	423.39	423.39	423.39
Courthouse Security Fund #17	0.00	0.00	0.00
Road & Bridge Fund #20	0.00	0.00	0.00
BCRMC Unrestricted Fund #24	0.00	0.00	0.00
Hillside Drive Improvements Fund #70	0.00	0.00	0.00
Courthouse Renovations Fund #71	0.00	0.00	0.00
Jail Capital Improvements Fund #72	0.00	0.00	0.00
Right of Way Fund #73	0.00	0.00	0.00
Group Health Ins Fund #95	0.00	0.00	0.00
TOTAL GENERAL ACCOUNT INV.	423.39	423.39	423.39

Bee County Reserve Accounts - All Funds
Quarterly Management Report - Summary Statement of Investment Activity
As of March 31, 2011


	Book Value	Market Value
Value at Beginning of Reporting Period		
Date: 09/30/10	\$2,778,708.45	\$2,820,867.68
Contributions of Funds to Account		
Date:	0.00	0.00
Date:	0.00	0.00
Date:	0.00	0.00
Distributions of Funds from Account		
Date:	0.00	0.00
Date:	0.00	0.00
Date:	0.00	0.00
Value at Beginning as Adjusted	2,778,708.45	2,820,867.68
Interest and Dividends Received this Quarter	23,262.36	23,262.36
Accrued Interest Purchased	0.00	0.00
Accrued Interest at End of Period	9,578.47	9,578.47
Less: Accrued Interest at Beginning of Period	(13,328.50)	(13,328.50)
Bond Premiums Amortized/Discounts Acreated	(4,182.64)	(4,182.64)
Recognized Gain on Sale(s) or Early Call(s)	0.00	0.00
Recognized Loss on Sale(s)	0.00	0.00
Other Fees or Costs	0.00	0.00
Advisory Fees Paid	(1,389.14)	(1,389.14)
Reverse Unrecognized (Gain) or Loss (Period Beginning)	N/A	(42,159.24)
Unrecognized Gain or (Loss) (Period Ending)	N/A	39,068.65
Value at End of Reporting Period	2,792,648.99	2,831,717.63
Date: 12/31/10		
Change in Value (Period Ending Less Period Beginning)	13,940.54	10,849.95
Days Elapsed during Reporting Period	92	92
Average Daily Change in Value	151.53	117.93
Daily change Multiplied by 365 Days	55,307.59	43,046.02
Weighted Average Daily Balance	2,778,708.45	2,820,867.68
Quarter Ended Annualized Total Return	1.99%	1.53%

Certification: The following persons state affirmatively the following:

- 1) They have jointly prepared and reviewed this Quarterly Management Report; and
- 2) The Investment portfolio and this report complies with State of Texas Government Code Title 10, Section 2256, et. seq. and Bee County Investment Policy.



 Blandina Costley, Bee County Investment Officer



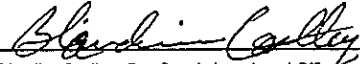
 Joe Carter, Investment Advisor


Bee County General Reserve Fund
Quarterly Management Report - Summary Statement of Investment Activity
As of March 31, 2011

	Book Value	Market Value
Value at Beginning of Reporting Period		
Date: 12/31/10	\$423.39	\$423.39
Contributions of Funds to Account		
Date:	0.00	0.00
Date:	0.00	0.00
Date:	0.00	0.00
Distributions of Funds from Account		
Date:	0.00	0.00
Date:	0.00	0.00
Date:	0.00	0.00
Value at Beginning as Adjusted	423.39	423.39
Interest and Dividends Received this Quarter	0.00	0.00
Accrued Interest Purchased	0.00	0.00
Accrued Interest at End of Period	0.00	0.00
Less: Accrued Interest at Beginning of Period	0.00	0.00
Bond Premiums Amortized/Discounts Accrued	0.00	0.00
Recognized Gain on Sale(s) or Early Call(s)	0.00	0.00
Recognized Loss on Sale(s)	0.00	0.00
Other Fees or Costs	0.00	0.00
Advisory Fees Paid	(0.00)	(0.00)
Reverse Unrecognized (Gain) or Loss (Period Beginning)	N/A	0.00
Unrecognized Gain or (Loss) (Period Ending)	N/A	0.00
Value at End of Reporting Period	423.39	423.39
Date: 03/31/11		
Change in Value (Period Ending Less Period Beginning)	(0.00)	(0.00)
Days Elapsed during Reporting Period	90	90
Average Daily Change in Value	(0.00)	(0.00)
Daily change Multiplied by 365 Days	(0.01)	(0.01)
Weighted Average Daily Balance	423.39	423.39
Quarter Ended Annualized Total Return	0.00%	0.00%

Certification: The following persons state affirmatively the following:

- 1) They have jointly prepared and reviewed this Quarterly Management Report; and
- 2) The investment portfolio and this report complies with State of Texas Government Code Title 10, Section 2256, et. seq. and Bee County Investment Policy.


 Blandina Costley, Bee County Investment Officer


 Joe Carter, Investment Advisor


Bee County Health Care Reserve Fund
Quarterly Management Report - Summary Statement of Investment Activity
As of March 31, 2011

	Book Value	Market Value
Value at Beginning of Reporting Period		
Date: 12/31/10	\$2,778,285.06	\$2,820,444.29
Contributions of Funds to Account		
Date:	0.00	0.00
Date:	0.00	0.00
Date:	0.00	0.00
Distributions of Funds from Account		
Date:	0.00	0.00
Date:	0.00	0.00
Date:	0.00	0.00
Value at Beginning as Adjusted	2,778,285.06	2,820,444.29
Interest and Dividends Received this Quarter	23,262.36	23,262.36
Accrued Interest Purchased	0.00	0.00
Accrued Interest at End of Period	9,578.47	9,578.47
Less: Accrued Interest at Beginning of Period	(13,328.50)	(13,328.50)
Bond Premiums Amortized/Discounts Accrued	(4,182.64)	(4,182.64)
Recognized Gain on Sale(s) or Early Call(s)	0.00	0.00
Recognized Loss on Sale(s)	0.00	0.00
Other Fees or Costs	0.00	0.00
Advisory Fees Paid	(1,389.14)	(1,389.14)
Reverse Unrecognized (Gain) or Loss (Period Beginning)	N/A	(42,159.24)
Unrecognized Gain or (Loss) (Period Ending)	N/A	39,068.65
Value at End of Reporting Period	2,792,225.61	2,831,294.25
Date: 03/31/11		
Change in Value (Period Ending Less Period Beginning)	13,940.55	10,849.96
Days Elapsed during Reporting Period	90	90
Average Daily Change in Value	154.89	120.58
Daily change Multiplied by 365 Days	56,536.66	44,002.60
Weighted Average Daily Balance	2,778,285.06	2,820,444.29
Quarter Ended Annualized Total Return	2.03%	1.66%

Certification: The following persons state affirmatively the following:

- 1) They have jointly prepared and reviewed this Quarterly Management Report; and
- 2) The investment portfolio and this report complies with State of Texas Government Code Title 10, Section 2256, et. seq. and Bee County Investment Policy.


 Blandina Costley, Bee County Investment Officer


 Joe Carter, Investment Advisor